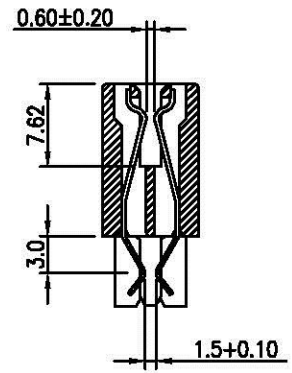
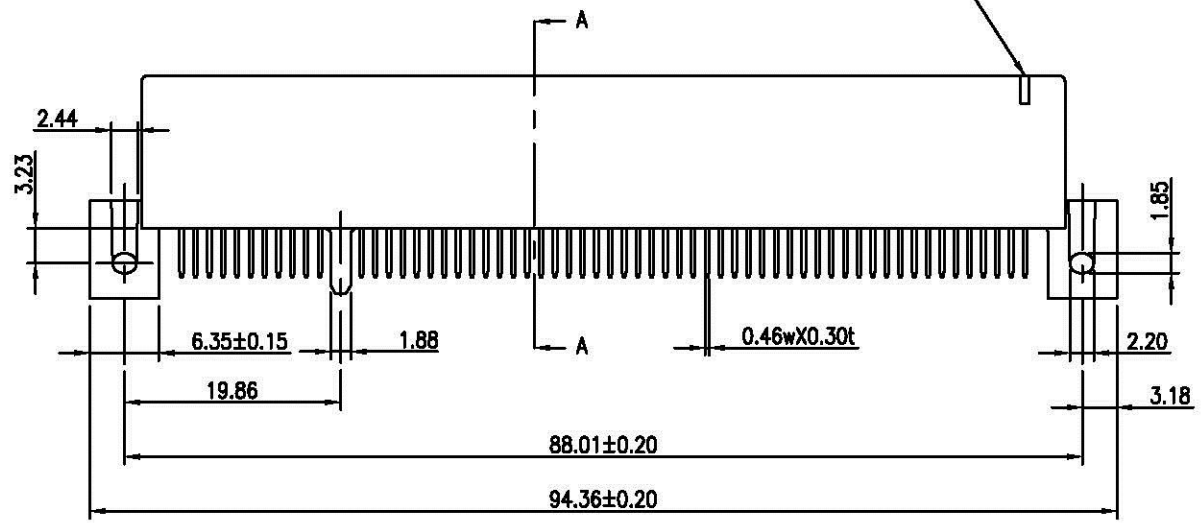
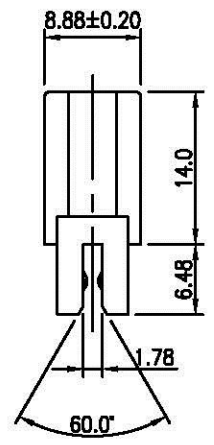


POS. #1 INDICATOR



MATERIAL
 INSULATOR: GLASS-REINFORCED THERMOPLASTIC.
 CONTACT: COPPER ALLOY.
 PLATING: MATING AREA - SELECTED GOLD OVER NICKEL.
 SOLDER AREA - TIN/LEAD OVER NICKEL.

ELECTRICAL
 VOLTAGE RATING: 250 VAC RMS.
 CURRENT RATING: 1 AMP.
 DIELECTRIC WITHSTANDING VOLTAGE: 500 VAC RMS 60Hz FOR 1 MINUTE.
 INSULATION RESISTANCE: 1000 MEGOHMS MIN AT 500 VDC.
 CONTACT RESISTANCE: 30 MILLIOHMS MAX AT 1 AMP DC.

MECHANICAL
 RETENTION FORCE: 460 GRAMS MIN PER CONTACT.
 INSERTION FORCE: 230 GRAMS MAX PER CONTACT PAIR.
 WITHDRAWAL FORCE: 15 GRAMS MIN PER CONTACT PAIR.

ENVIRONMENTAL
 TEMPERATURE RANGE: -55°C TO +85°C.

PCI-EF-120-LF
 LEADFREE
 RoHS Compliant

All Connectors
 www.allconnectors.de
 Tel.: 0049 711 7009503
 70794 Filderstadt - Germany

info@allconnectors.de
 Fax: 0049 711 7009504
 Kettnerstr. 25

PART NO. PCI-EF-120		CHECKED BY CY	TOLERANCES ARE X ± 0.2 .XX ± .XXX ± AWG	DESCRIPTION: PCI CARDEDGE SLOT, STR. MOUNT		
DWG NO. PCI-EF-120				DRAWING BY	AREA	REVISIONS
FILE NO.		PROJECTION				
UNIT / mm	SCALE 1:1					